

# WHY SNAP MATTERS TO CA-34




The District needs SNAP & charitable food providers to fight hunger and support families who fall on hard times. Food banks do everything they can to fight hunger, yet they alone can never meet the need.

If SNAP or other nutrition programs were cut, food banks would simply be overwhelmed.

**103,540 – 14.1% of District residents – suffer from food insecurity.**<sup>1</sup>

Nationwide, **federal nutrition programs provide 19 of every 20 emergency meals** — private charity could never fill this gap.<sup>2</sup>



Yet because SNAP benefits are inadequate to last the entire month, nearly 1 in 3 SNAP households still rely on food banks.<sup>3</sup>

## The Value of SNAP

SNAP is crucial to the local economy.

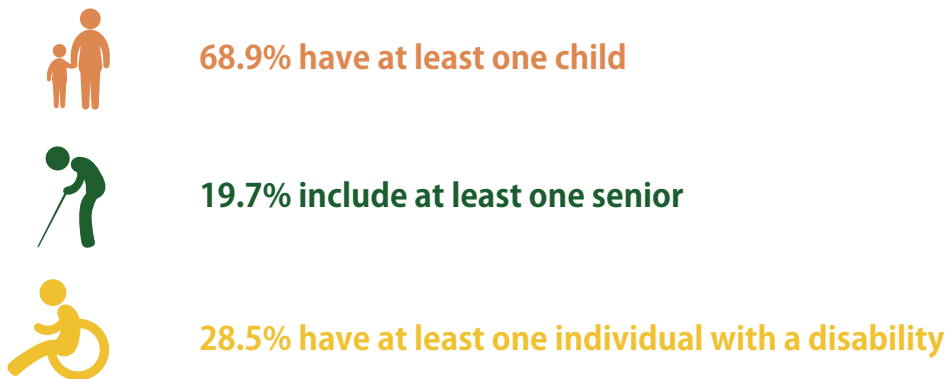
Last year 95,880 participants – 12.6% of the District<sup>4</sup> – received SNAP, delivering:<sup>5,6,7</sup>



**In the Farm Bill or any other proposal, we ask all California members of Congress to protect and strengthen SNAP, rejecting any block grants, structural changes, or cuts that would increase hunger and cause economic hardship.**


# SNAP Supports Work

SNAP primarily helps feed children, seniors and people with disabilities from hunger and prevents costly<sup>8</sup> and potentially lifelong<sup>9</sup> health conditions. In the District:<sup>10</sup>



SNAP also provides critical support to working people when jobs don't provide enough income for them to feed their families. 84% of SNAP households in the District had at least one working family member in the last year.<sup>11</sup>

**The median income of SNAP households in the District is far below the median income for all District households.<sup>12</sup>**



**It is impossible to cut SNAP without increasing hunger and causing economic damage. The California anti-hunger community asks every California member of Congress to protect and strengthen this vital program.**

<sup>1</sup>Feeding America analysis of American Community Survey estimates, 2015. [http://www.feedingamerica.org/research/map-the-meal-gap/2015/MMG\\_allcounties\\_cds\\_MMG\\_2015\\_1/CA\\_allcounties\\_cds\\_MMG\\_2015.pdf](http://www.feedingamerica.org/research/map-the-meal-gap/2015/MMG_allcounties_cds_MMG_2015_1/CA_allcounties_cds_MMG_2015.pdf).

<sup>2</sup>Bread for the World. [http://www.bread.org/sites/default/files/downloads/2014\\_churches\\_hunger\\_fact\\_sheet.pdf](http://www.bread.org/sites/default/files/downloads/2014_churches_hunger_fact_sheet.pdf).

<sup>3</sup>USDA Economic Research Service. <https://www.ers.usda.gov/webdocs/publications/84981/ap-077.pdf?V=42979>.

<sup>4</sup>California Budget & Policy Center analysis of California Department of Social Services data for CA FY 2016-17.

<sup>5</sup>California Budget & Policy Center analysis of California Department of Social Services data for CA FY 2016-17.

<sup>6</sup>USDA Economic Research Service. <https://www.ers.usda.gov/topics/food-nutrition-assistance/supplemental-nutrition-assistance-program-snap/economic-linkages/>.

<sup>7</sup>USDA Economic Research Service. <https://www.ers.usda.gov/topics/food-nutrition-assistance/supplemental-nutrition-assistance-program-snap/economic-linkages/>.

<sup>8</sup>Seligman, Bolger, Guzman, López, and Bibbins-Domingo "Exhaustion of Food Budgets At Month's End and Hospital Admissions for Hypoglycemia." <https://www.healthaffairs.org/doi/pdf/10.1377/hlthaff.2013.0096>.

<sup>9</sup>Schanzenbach, Bauer & Nantz. [http://www.hamiltonproject.org/assets/files/twelve\\_facts\\_about\\_food\\_insecurity\\_and\\_snap.pdf](http://www.hamiltonproject.org/assets/files/twelve_facts_about_food_insecurity_and_snap.pdf).

<sup>10</sup>USDA Food & Nutrition Service. SNAP Community Characteristics FFY 2015. <https://www.fns.usda.gov/ops/snap-community-characteristics-california>.

<sup>11</sup>USDA Food & Nutrition Service. SNAP Community Characteristics FFY 2015. <https://www.fns.usda.gov/ops/snap-community-characteristics-california>.

<sup>12</sup>USDA Food & Nutrition Service. SNAP Community Characteristics FFY 2015. <https://www.fns.usda.gov/ops/snap-community-characteristics-california>.