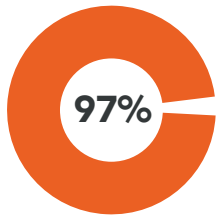




SUPPLEMENTAL NUTRITION ASSISTANCE PROGRAM (SNAP) **BRINGS FOOD & JOBS TO CA-13**

With rising costs of groceries, housing, and other essentials, 97% of California households struggle with affordability, even with full-time work.¹ SNAP (CalFresh), our nation's largest and most important anti-hunger program, helps low wage workers and families. However, the end of effective COVID-era improvements created a hunger cliff for 5.4 million Californians, cutting \$500 million per month statewide — averaging \$180 per household — hurting local businesses and communities.

Proposed benefit cuts and other program changes in Budget Reconciliation — especially harsher time limits would worsen hunger for low-wage workers in the district with unpredictable hours. This would further increase hunger and further strain local resources and essential services in an already overburdened district.



of California households struggle with affordability

SNAP provides nine meals for every one provided by food banks — a gap that private charity could never fill.²

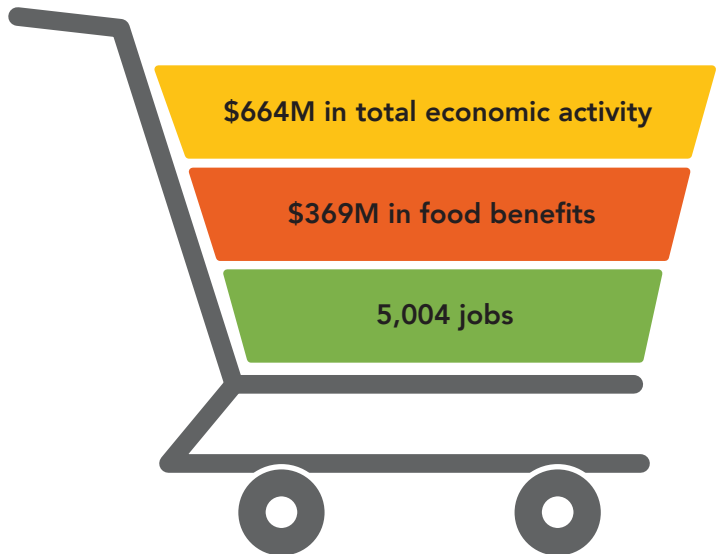
Yet, because SNAP benefits are inadequate, more than 3 in 10 SNAP households still rely on food banks.³



THE VALUE OF SNAP

SNAP is crucial to the local economy. Last year, 160,200 participants — 20.4% of the District — received SNAP, ranking #7 in California.⁴

SNAP delivered to the District:^{5,6,7}



SNAP benefits are spent & generate economic stimulus at approximately 1,143 authorized EBT retailers across all zip codes in this District.⁸

In Budget Reconciliation, Appropriations, the Farm Bill, and all legislative opportunities, we call on the CA Congressional Delegation to protect & strengthen SNAP by improving benefit adequacy, providing equitable access, & ensuring choice for all low-income Californians.

SNAP BENEFITS ARE VITAL BUT INADEQUATE

This year, SNAP will help more than 5.4 million Californians fight hunger and escape poverty, but the benefits fall short of what is really needed.⁹ **In California:** ^{10,11,12,13}



\$6.20

Allocated per person per day in SNAP benefits



3 IN 10

Rely on supplemental food from food banks



\$180

Loss in monthly household SNAP benefits, after end of Emergency Allotments



27%

Increase in nutrition-related hospitalization risk at month's end

HISTORIC HUNGER

Right now, Californians are facing historic & devastating levels of hunger.

8.4 Million

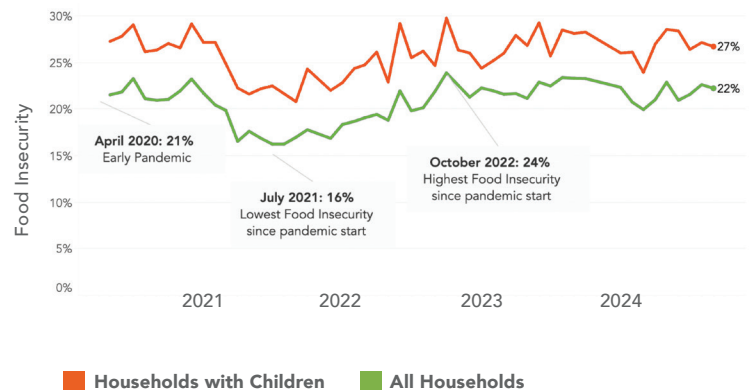
Californians are food insecure. That's more than one in five households (22%), and similar to peak levels of hunger during the COVID-19 Pandemic.¹⁴

Deep Disparities

Compared to **White** households (15% food insecurity), rates are significantly higher among **Black (35%)** and **Latine (31%)** households.¹⁵

UNPRECEDENTED HARM

Food Insecurity Rates for Californians Since 2020 ¹⁶



IMPACT OF SNAP

"[Having SNAP] was a very good chance for me to take good care of my kids and myself too, and also be able to catch [up on] bills that I had to pay and...not worry about where to get rent or how to take care of the kids, and how to put up some small meals."¹⁷

— Former **SNAP Recipient**

CA food banks urge members of Congress to protect & strengthen SNAP's proven record as our nation's most important anti-hunger program by opposing cuts in Budget Reconciliation, Appropriations, the Farm Bill, & any legislative vehicles in this Congress.



**CALIFORNIA
ASSOCIATION OF
FOOD BANKS**